

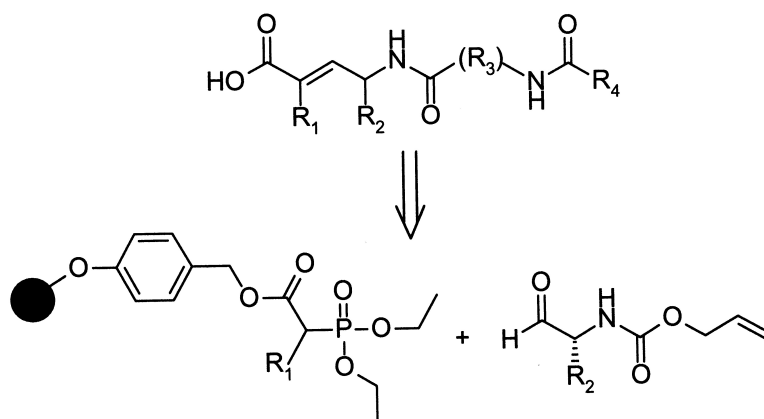
Report

**Parallel Solid-Phase Synthesis of Peptidyl Michael Acceptors**

Thomas J. Caulfield, Sharmila Patel, Joseph M. Salvino, Lara Liester, and Richard Labaudiniere

*J. Comb. Chem.*, **2000**, 2 (6), 600-603 • DOI: 10.1021/cc0000444 • Publication Date (Web): 21 October 2000

Downloaded from <http://pubs.acs.org> on March 20, 2009



**More About This Article**

Additional resources and features associated with this article are available within the HTML version:

- Supporting Information
- Access to high resolution figures
- Links to articles and content related to this article
- Copyright permission to reproduce figures and/or text from this article

[View the Full Text HTML](#)

## Parallel Solid-Phase Synthesis of Peptidyl Michael Acceptors

Thomas J. Caulfield,\* Sharmila Patel, Joseph M. Salvino, Lara Liester, and Richard Labaudiniere

Lead Discovery Department, Rhone-Poulenc Rorer, Collegette, Pennsylvania

Received June 2, 2000

### Introduction

Cysteine proteases are a family of important enzymes that play a role in a number of biological phenomena including regulation of intercellular calcium levels (Calpain),<sup>1</sup> regulation of apoptosis (Caspases),<sup>2</sup> viral replication (human rhinovirus proteases),<sup>3</sup> as well as inflammation and antigen presentation (Cathepsins).<sup>1</sup> Chemical libraries of potential inhibitors are important tools to help identify selective inhibitors and establish structure–activity relationships within families of these proteases.

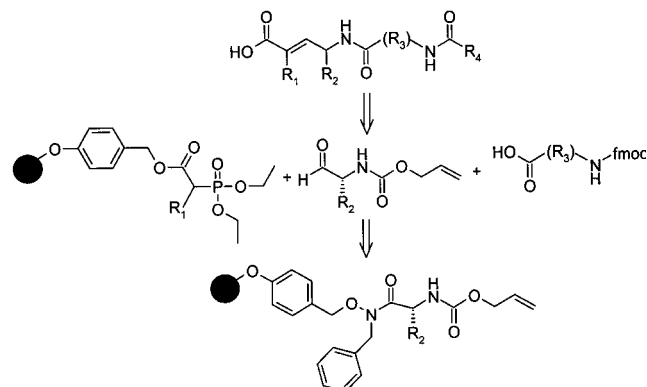
Recently, it has been disclosed that peptidyl Michael acceptors based on vinylogous amino acids inactivate cysteine proteases selectively and specifically.<sup>3b</sup> In light of this finding, a chemical library of peptidyl Michael acceptors would be highly desirable as potential tools to understand these proteases. Therefore we developed a synthetic strategy targeting a library of peptidyl Michael acceptors with four points of diversity. The envisioned route requires a resin bound phosphonoester, custom peptide aldehydes, and conformationally constrained peptidomimetics (Scheme 1 [retrosynthesis]) as building blocks. The key step in this synthetic sequence is a supported Horner–Emmons<sup>4</sup> reaction. It was desired to use a wide variety of N-protected amino acid aldehydes in the Horner–Emmons condensation. However, these materials are not readily commercially available. Thus, as a strategy, these aldehydes were produced in a parallel fashion from the resin bound Weinreb amides<sup>5</sup> of the readily available Fmoc-amino acids. The use of the resin bound Weinreb amide for parallel aldehyde generation offers several advantages over solution-phase synthesis. Among these advantages is the facile generation of a wide variety of aldehydes from almost any carboxylic acid. Also, the supported synthesis allows for the generation of a diverse number of products in parallel over a number of synthetic steps without laborious extractive workup procedures and chromatographic purification. Furthermore, this approach allows for the facile change from the readily available Fmoc-protecting group<sup>6</sup> to the more desirable Alloc-protecting group<sup>7</sup> for the amino acid nitrogen.

### Results and Discussion

A series of small optimization libraries were generated around the designed synthetic route. These small focused

\* Current address of corresponding author: High Throughput Medicinal Chemistry, Aventis Pharma S. A., Centre de Recherche de Vitry-Alfortville, 13, Quai Jules Guesde, 94403 Vitry-sur-Seine Cedex, France. E-mail: thomas.caulfield@aventis.com.

### Scheme 1



### Scheme 2

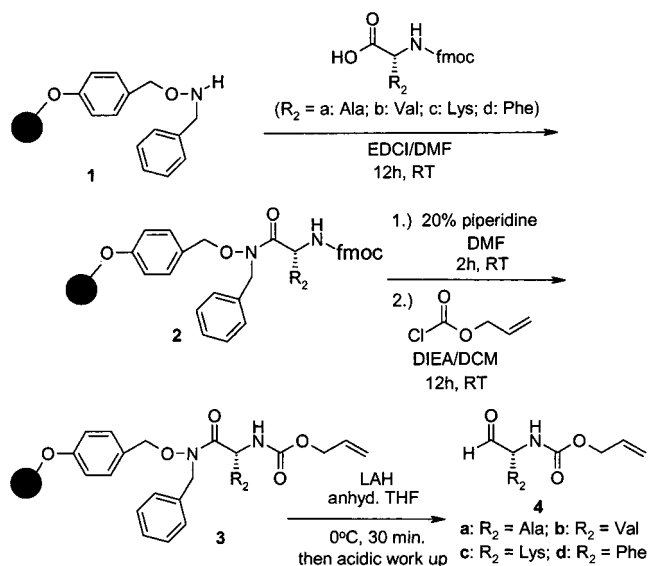
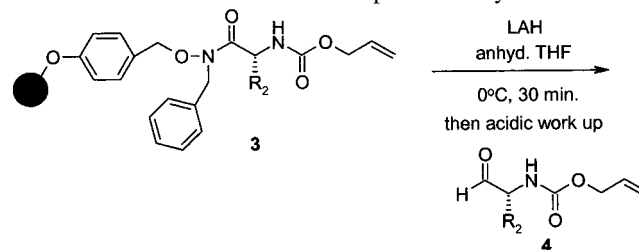


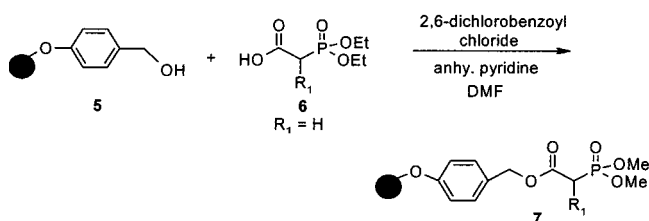
Table 1. Yields and Purities of Peptide Aldehydes



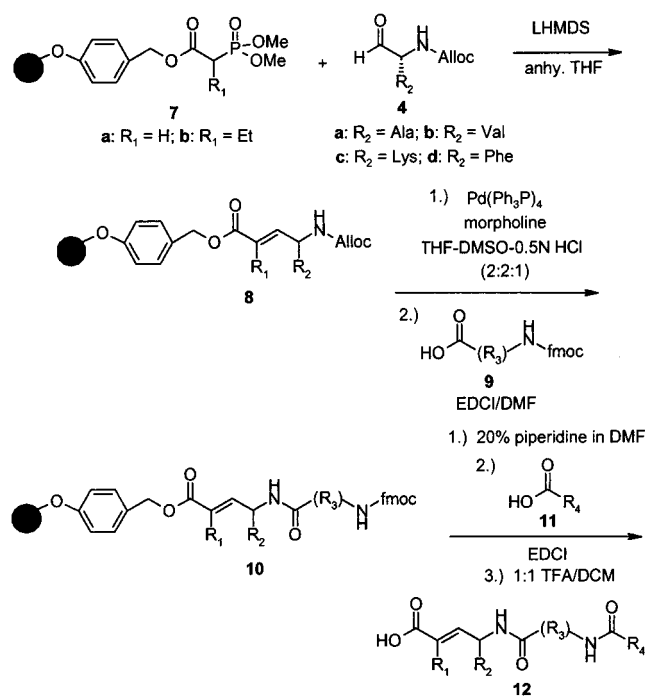
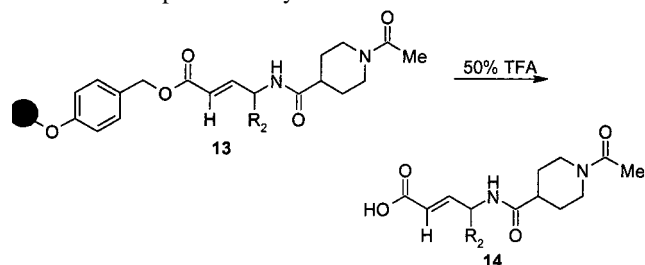
Compound	R2	% Yield <sup>a</sup>	Purity <sup>b</sup>
4a	CH <sub>3</sub> (Ala)	20	95
4b	CH(CH <sub>3</sub> ) <sub>2</sub> (Val)	12	90
4c	(CH <sub>2</sub> ) <sub>4</sub> NH <sub>2</sub> (Lys)	23	85
4d	CH <sub>2</sub> Ph (Phe)	13	95

<sup>a</sup> Crude yield. <sup>b</sup> Purity estimated by <sup>1</sup>H NMR.

## Scheme 3



## Scheme 4

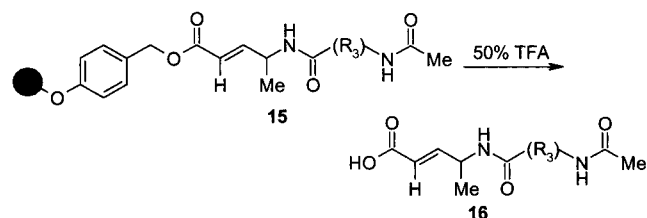

**Table 2.** Validation of  $R_2$  Group: Horner–Emmons Reaction of Peptide Aldehydes


Compound	R2	% Yield <sup>a</sup>	Purity <sup>b</sup>
14a	CH <sub>3</sub> (Ala)	75	89
14b	CH(CH <sub>3</sub> ) <sub>2</sub> (Val)	92	92
14c	(CH <sub>2</sub> ) <sub>4</sub> NH <sub>2</sub> (Lys)	87	76
14d	CH <sub>2</sub> Ph (Phe)	81	99

<sup>a</sup> Crude yield. <sup>b</sup> Purity estimated by HPLC (A% by ELS).

libraries served two purposes: (1) to verify the designed synthetic approach and (2) to confirm the validity of the individual reactants. The results of this exercise are discussed below.

To validate the feasibility of the designed synthetic route, a series of peptide aldehydes were required. The initial goal was to synthesize a library of peptide aldehydes from

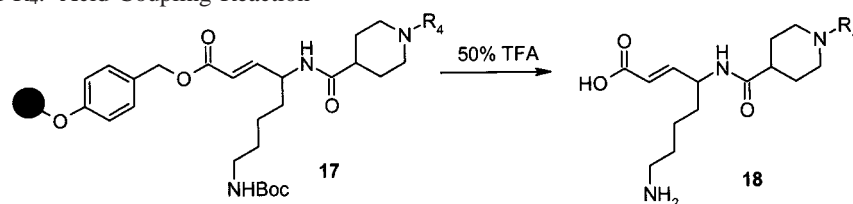
**Table 3.** Validation of  $R_3$ : Peptidomimetic Coupling Reaction


Compound	R3	% Yield <sup>a</sup>	Purity <sup>b</sup>
16a		68	65
16b		62	97
16c		71	95
16d		75	90
16e		78	90
16f		63	75
14a		75	80

<sup>a</sup> Crude yield. <sup>b</sup> Purity estimated by HPLC (A% by ELS).

supported Weinreb amide.<sup>8</sup> This was accomplished via the intermediate benzyl alkylated Wang-O-hydroxylamine resin **1**.

The first step involved coupling Fmoc-protected amino acids<sup>9</sup> to the N-benzylated hydroxylamine resin (**1**) using EDCI to give the amides **2** (Scheme 2 [synthesis of aldehydes on solid-support]). Since it was foreseen that the aldehydes would be subjected to Horner–Emmons reaction conditions, the base-sensitive Fmoc-protecting group was replaced by the more robust Alloc-protecting group. First the Fmoc group was removed by treatment with 20% piperidine in DMF. At this point loading was determined by Fmoc cleavage quan-

**Table 4.** Validation of R<sub>4</sub>: Acid Coupling Reaction

Compound	R <sub>4</sub>	% Yield <sup>a</sup>	Purity <sup>b</sup>
18a		81	76
18b		78	79
18c		68	90
18d		72	84
18e		85	75
18f		65	75
18g		70	77
18h		78	76
18i		69	92
18j		65	94
18k		75	99

Compound	R <sub>4</sub>	% Yield <sup>a</sup>	Purity <sup>b</sup>
18l		71	85
18m		67	99
18n		84	95
18o		77	78
18p		70	82
18q		66	98
18r		84	95
18s		80	75
18t		76	96

titation.<sup>10</sup> The resulting resin bound amine was treated with allylchloroformate and *N,N*-diisopropylethylamine.

The required peptide aldehydes were cleanly generated according to the protocol previously developed in our laboratory.<sup>5c</sup> The conditions require treating the *N*-alkylated resin **3** in THF at 0 °C with LAH for 30 min followed by workup with aqueous potassium hydrogensulfate and saturated Rochelle salt. The reaction mixture was dried with anhydrous sodium sulfate and then filtered through a short plug of silica gel to afford the aldehydes **4** in good purities. The purity range was estimated to be between 85% and 95% as determined by <sup>1</sup>H NMR (Table 1 [yields and purities of

peptide aldehydes]). This method readily provided up to 20 new aldehydes on a 300–500 mg scale.<sup>11</sup>

The resin bound phosphonoester utilized in the Horner–Emmons reaction was prepared from Wang resin<sup>4a</sup> (Scheme 3 [synthesis of phosphonoester resins]). Diethylphosphonoacetic acid was loaded onto Wang resin to give the phosphonoester solid support (**7**: R<sub>1</sub> = H) that would serve as the starting resin for the main library. With both the peptidyl aldehydes and phosphonoester resin in hand, the critical supported Horner–Emmons reaction was ready to be tested (Scheme 4 [synthesis of peptidyl Michael acceptors]). This was carried out under anhydrous conditions using

LHMDS as base. To validate the synthetic approach, a small library utilizing aldehydes **4a–d** was generated. Since the supported Horner–Emmons reaction is sensitive to moisture and purity of the aldehydes, the results of this mini-library served as a good validation of the aldehyde synthesis. The aldehydes reacted well as demonstrated by synthesizing a small library, and the substituted olefins (**14**) were produced in good yields and purities (Table 2 [yields and purities of R<sub>2</sub>]). It was noted that of the five peptide aldehydes attempted, the *tert*-butyl-protected aspartic acid gave poor results. Upon cleavage, <sup>1</sup>H NMR evidence suggested that the carboxylic acid group undergoes an intramolecular cyclization with the olefin to generate a lactone instead of the desired Michael acceptor.

The Alloc group was removed by mild treatment with palladium catalyst. The third point of diversity, the constrained peptidomimetic, was introduced. The conformationally constrained peptidomimetics (**9**) were reacted with the resin bound amine using EDCI. These were also validated by the generation of an optimization library. Good yields and purities resulted upon cleavage of the mini-optimization library with TFA (Table 3 [yields and purities of R<sub>3</sub>]).

After removing the Fmoc group, the final point of diversity was attached. This was carried out by reacting various carboxylic acids (**11**) with resin bound amine using EDCI as the coupling reagent. Cleavage with 1:1 TFA/DCM furnished the final desired products. The mini-optimization library gave good yields and purities (Table 4 [yields and purities of R<sub>4</sub>]).

### Conclusion

A general solid-phase approach for the efficient parallel synthesis of peptidyl Michael acceptors has been developed. This method furnishes a number of potential inhibitors of cysteine proteases. The approach features the efficient synthesis of peptide aldehydes in parallel from resin bound Weinreb amides. The quick and easy conversion of the Fmoc-amino acids to the desired N-Alloc-protected amino aldehydes allowed for the rapid validation of the chemical sequence. This approach worked very well to rapidly survey the initial chemistry on resin on a 20 mg to 1 g scale. Future work in our laboratory will focus on library production.

**Supporting Information Available.** Experimental Section and <sup>1</sup>H NMR spectra for compounds **4a–d**, **14a–d**, **16a–f**, and **18a–k**. This material is available free of charge via the Internet at <http://pubs.acs.org>.

### References and Notes

- (1) (a) Lui, S.; Hanzlik, R. P. *J. Med. Chem.* **1992**, *35*, 1067–1075. (b) Michaud, S.; Gour, B. *J. Exp. Opin. Ther. Patent* **1998**, *8*, 645–672. (c) Rich, D. H. In *Comprehensive Medicinal Chemistry*; Hansch, C., Sammes, P. G., Taylor, J. B., Eds.; Pergamon Press: Oxford, 1990; Vol. 6, pp 391–441. (d) Murachi, T. *Trends Biochem. Sci.* **1983**, *8*, 295.
- (2) Karanewsky, D. S.; Bai, X.; Linton, S. D.; Drebs, J. F.; Wu, K. *J. Bioorg. Med. Chem. Lett.* **1998**, *8*, 2757–2762.
- (3) (a) Dragonovich, P. S.; Webber, S. E.; Prins, T. J.; Zhou, R.; Marakovits, J. T.; Tihke, T. G.; Fuhrman, S. A.; Matthews, D. A.; Ford, C. E.; Brown, E. L.; Binford, S. L.; Meador, J. W., III; Ferre, R. A.; Worland, S. T. *Bioorg. Med. Chem. Lett.* **1998**, *9*, 2189–2194. (b) Kong, S.-J.; Venkatraman, S.; Furness, K.; Nimkar, S.; Shepard, T. A.; Wang, Q. M.; Aube, J.; Hanzlik, R. P. *J. Med. Chem.* **1998**, *41*, 2579–2487. (c) Rasnick, D. In *Perspectives in Drug Discovery and Design*; McKerrow, J. H., James, M. N. G., Eds.; ESCOM Science Publishers: Leiden, The Netherlands, 1996; Vol. 6, pp 47–63.
- (4) (a) Salvino, J. M.; Kiesow, T. J.; Darnbrough, S.; Labaudiniere, R. *J. Comb. Chem.* **1999**, *1*, 134–139. (b) Salvino, J. M.; Kiesow, T. J. In *Automated Parallel Synthesis of Olefins in Proceedings of the International Symposium on Laboratory Automation and Robotics*; Zymark Corp.: Hopkinton, MA, 1997; pp 99–106.
- (5) (a) Nahm, S.; Weinreb, S. M. *Tetrahedron Lett.* **1981**, *22*, 3815–3818. (b) Dinh, T. Q.; Armstrong, R. W. *Tetrahedron Lett.* **1996**, *37*, 1161–1164. (c) Salvino, J. M.; Mervic, M.; Mason, H. J.; Kiesow, T. J.; Teagar, D.; Airey, J.; Labaudiniere, R. *J. Org. Chem.* **1999**, *64*, 1823–1830.
- (6) (a) Atherton, E.; Logan, C. J.; Sheppard, R. C. *J. Chem. Soc., Part 1* **1981**, 538. (b) Carpino, L. A.; Mansour, E. M. E.; Knapczyk, J. *J. Org. Chem.* **1983**, *48*, 666. (c) *Novabiochem Catalog & Peptide Synthesis Handbook*, 1999; p S52.
- (7) (a) Dangles, O.; Guibe, F.; Balavoine, G.; Lavielle, S.; Marquet, A. *J. Org. Chem.* **1987**, *52*, 4984. (b) Lee, J.; Griffin, J. H.; Nicas, T. I. *J. Org. Chem.* **1996**, *61*, 3983.
- (8) Evidence indicated that the amino acid aldehydes underwent racemization. The extent of epimerization was observed to be about 50% by LC/MS in the final cleaved products.
- (9) A wide variety of Fmoc-protected amino acids are readily available at a cheaper cost than the ultimately desired N-Alloc analogues.
- (10) Bunin, B. A. In *The Combinatorial Index*; Academic Press: San Diego, CA, 1998; p 219.
- (11) A variety of conditions for the reductive cleavage were investigated in an effort to improve the yield of aldehydes. The conditions presented in the text are fairly optimized to give the cleanest possible recovery of the desired aldehydes with minimal post-cleavage workup. Raising the temperature of reaction led to significant over-reduction. Other reducing agents gave inferior results. Acid cleavage of the resins after treatment with LAH indicated that a small amount of hydroxylamine remained attached to the resin. However, a second treatment with LAH led to the recovery of only a small amount of aldehyde of significantly lower purity than the premiere treatment.

CC0000444